






2020-21 VALUE-ADDED STATEMENT

	%	R million
 Revenue		3 395
Paid to suppliers		(1 013)
Value added by operation		2 382
Interest income		58
Total value added		2 440
Applied as follows		
 Paid on external empowerment	1,35%	33
Corporate social investment	0,04%	1
External bursaries	1,31%	32
 Paid on employees and internal empowerment	100,94%	2 463
Salaries, wages and benefits	100,04%	2 441
Employee wellness	0,08%	2
Study assistance	0,41%	10
Training	0,41%	10
 Paid to providers of capital	2,05%	50
Finance cost	2,05%	50
 Reinvested in the business	-4,34%	(106)
Depreciation	7,66%	187
Retained deficit	-12,00%	(293)
Total value added	100,00%	2 440